



BSC94 HI

Inline Sliding Door



Modern, versatile and customisable, the BSC94 HI Inline Sliding Door combines high performance with contemporary design to provide a reliable aluminium door system for almost any architectural project. Manufactured to the highest UK standards, this multi-configuration system can achieve DSER of 'C' rating (double glazed) and sightlines of as little as 45mm.

In addition to dual colour options, a comprehensive range of colours and anodised finishes are available for the system. The BSC94 HI also features an anti bimetal low lambda strip to allow for varying expansion rates, ensuring the continued integrity of your design.

DESIGN FEATURES

- › Accepts 20mm – 31mm double glazing
- › Max 400kg panel weight
- › Certified under the Secured By Design scheme
- › Tested to PAS 24
- › Anti bimetal low lambda strip to allow for varying expansion rates

OPTIONS

- › Slimmer sightline of 45mm available
- › Multiple sliding configurations
- › Double track options
- › Available in single and dual colour
Anodised finishes also available
- › Range of hardware and security features

SPECIFICATIONS

Performance* and accreditations	BSC94 HI	BSC94 SLIM HI
2500mm x 2180mm (Double Glazing) 1.0Uc	1.63 W/m²K	1.67 W/m²K
3800mm x 2450mm (Double Glazing) 1.0Uc	1.4 W/m²K	1.4 W/m²K
DSER	'C' Rating	'C' Rating
BRE Green Guide Rating	C Rated	C Rated
Air Permeability	Class 4 (600 Pa)	Class 3 (600 Pa)
Water Tightness	Class 6a (250 Pa)	Class 4a (150 Pa)
Wind Resistance	C3 (1200 Pa)	C3 (1200 Pa)
Acoustic Performance	Rw (C;Ctr) 36 (-1;-3) dB**	-
Security	PAS 24 & SBD	x
System		
Depth	94mm-155mm	94mm-155mm
Configurations		
Opening	Inline Sliding	Inline Sliding
Double Track	✓	✓
Size and weight limits		
Max Frame Height	3000mm	3000mm
Max Vent Width	2000mm	2000mm
Max Frame Height With Security Features	2600mm	x
Max Vent Weight	400kg	400kg
Glazing		
Glazing Options	Internal	Internal
Glazing Thickness	20mm-31mm	20mm-31mm
System Features		
Single Colour	✓	✓
Dual Colour	✓	✓
Textured Finish	✓	✓
Anodised Finish	✓	✓
Multi-Point Locking	✓	✓
Sightlines (Interlock)	85mm	45mm
Sightlines (Cill)	115.5mm	115.5mm
Sightlines (Head)	115.5mm	115.5mm
Sightlines (Jamb)	115.5mm	115.5mm

CONFIGURATIONS

DOUBLE TRACK



KEY

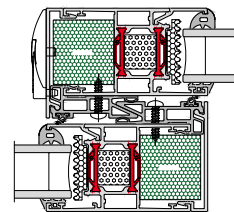


* Performance data based on CEN size for Building Regulations. For full test performance details please contact Technical Services. AluK recommends checking all system performance for any scheme prior to use.

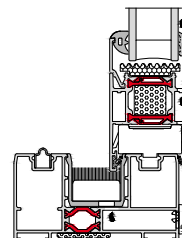
CAD CROSS SECTIONS AND THERMAL PROFILE

Additional details are available on request.

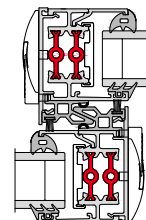
➤ BSC94 HI DOUBLE TRACK
STANDARD INTERLOCK



➤ BSC94 HI DOUBLE TRACK CILL



➤ BSC94 HI DOUBLE TRACK
STANDARD SLIMLINE INTERLOCK



➤ BSC94 HI THERMAL PROFILE

