

# Garador Up & Over Garage Doors and Automatic Operators

If you want a great look you need to go no further



**NEW**



Rosewood surface finish  
Double door up to 16' wide

**GARADOR**  
*The Garage Door People*

# Welcome to our latest garage door brochure

Of course, as a key element of your property the garage door should offer great kerb appeal but at Garador we also believe in safety, security and convenience. We have therefore designed this brochure to highlight the main features and options of our garage doors thus allowing you to make an informed choice.

With Garador's unique levels of customer service and excellent range of warranties we're happy that we offer the best product and service package available in today's garage door market.



# Steel

## Precision engineering and colour choice


Garador steel garage doors offer excellent value for money. They are designed to provide you with maximum safety and security whilst ensuring years of reliable, hard wearing service.

Whatever size of garage opening you have, it is certain we'll have a beautiful steel door to suit your requirements.

No matter whether you choose a panelled or ribbed design, standard white or coloured door or add a design handle – a Garador garage door always adds beauty and value to your home.



Limited  
10 year Warranty



Black handle as standard



Salisbury  
(supplied with crystal panes)

# Steel

## The modern elegance of Georgian panels



Our superb range of Georgian panel style doors will look good on any house type, whether modern or traditional. All have deep, crisp panel profiles, which give them solid and sturdy characteristics combined with an elegant appearance.




Georgian



Beaumont

Choose from the range of options to individualise your door


Our colour range for your steel door




Green  
(based on RAL 6005)



Red  
(based on RAL 3003)




Blue  
(based on RAL 5005)



Black  
(based on RAL 9005)



Brown  
(based on RAL 8028)



Dark blue  
(based RAL 5011)

Printed colour samples are as accurate as printing techniques allow.

Diecast handle options



Brass effect



Chrome effect




White

Window options for Beaumont design



Standard



Diamond



Cross

Available in White and Brown only. Clear and crystal panes available.

Choosing a garage door with windows not only offers an additional design element but also provides functionality by allowing you to make use of the daylight within your garage.



Beaumont with windows



Cathedral




Cathedral

# Steel

## The classical beauty of ribbed doors


Ribbed door designs have a classical appearance and blend in with most homes. Their tough and sturdy precision engineered construction offers maximum durability and timeless kerb appeal.



Carlton




Salisbury  
(supplied with crystal panes)



Horizon

Choose from the range of options to individualise your door


### Our colour range for your steel door




Green  
(based on RAL 6005)



Red  
(based on RAL 3003)




Blue  
(based on RAL 5005)



Black  
(based on RAL 9005)



Brown  
(based on RAL 8028)



Dark Blue  
(based RAL 5011)

Printed colour samples are as accurate as printing techniques allow.

### Diecast handle options



Brass effect



Chrome effect




White


Our new Wentwood and Sherwood designs offer the natural appearance of timber whilst retaining all the cost and maintenance advantages of a steel door. The foil-coating provides this by giving the rivet-free door leaf an ultra-fine textured surface with a realistic woodgrain appearance.



Chevron



Wentwood,  
timber-effect (Rosewood)



Sherwood,  
timber-effect (Golden Oak)





PVC

Crisp, clean and impact resistant

**NEW**

This UV-fast low gloss white finish looks great and offers fantastic impact and dent resistance! Ideal for our hectic environment.

Built around the Garador box section chassis this ultra crisp fully finished PVC plastic door panel offers you engineering excellence with a material to perfectly match your PVCu doors and windows.



Maintenance-free PVC plastic door panel



Sherborne

Diecast handle options



Brass effect



Chrome effect



White



PVC

# GRP

## Low maintenance and long life

If you want a great-looking, low-maintenance door, GRP is the material for you. Considering the combination of long life and low maintenance, they are a sound investment for the future, such is their quality of manufacture and inherent strength.

Our GRP doors are made as an infill and then fixed into our rigid box section chassis to provide a very stable door construction that will not twist or warp. Our Premier GRP doors are provided with a flow-coat to the inside face for a smoother finish and reduced translucency. Where cost may be a consideration you have the option of choosing a GRP standard door which comes without the flow-coat.



Limited  
10 year Warranty



Optional brass effect handle



Arden with windows

## Ultra-smooth surface for unique appearance

The Stamford, Arden and Ashurst designs are finished in tasteful, resilient high white gloss offering a superb surface finish. Further customise this unique appearance by incorporating one of the numerous window options.



Stamford



Stamford with windows



Arden

Choose from the range of options to individualise your door

### Window options



Smoked glazing



Square leaded



Semi-translucent glazing



Diamond leaded

### Window options for Stamford design



Black imitation



Semi-translucent windows

### Diecast handle options



Brass effect



Chrome effect



White



Arden with windows



Ashurst



Ashurst with windows



Stamford with semi-translucent windows

## The look of timber, the benefit of GRP



These classically proportioned doors will integrate equally well into the architecture of both traditional and more modern housing. They are available in any one of eight smart woodgrain finishes and with optional windows.



Hazelbury (medium grain)



Hazelbury with windows

Choose from the range of options to individualise your door


### Window options



Smoked glazing



Square leaded




Semi-translucent glazing




Diamond leaded

### Door finishes



Ebony



Matt white




Dark mahogany



Cherry oak



Mahogany



Honey



Golden brown



Dark oak

### Diecast handle options



Brass effect



Chrome effect



White

Printed colour samples are as accurate as printing techniques allow.

The surface finish of the timber effect GRP doors is not only different by colour but also by its underlying appearance. Some designs come in close grain which looks like carefully sanded wood, whilst wide grain has a more rustic character.



Kenmore (medium grain)



Kenmore with windows



Derwent (medium grain)



Kenmore with semi-translucent windows, Dark oak finish



## Low maintenance and long life

These classically proportioned doors will integrate equally well into the architecture of both traditional and more modern housing. They are available in any one of eight smart woodgrain finishes and can be specified with or without windows.




Penshurst (wide grain)




Hartfield (wide grain)

Choose from the range of options to individualise your door

### Door finishes



Ebony



Matt white



Dark mahogany



Cherry oak



Mahogany



Honey



Golden brown



Dark oak

### Diecast handle options



Brass effect



Chrome effect




White

Printed colour samples are as accurate as printing techniques allow.



Lingfield (close grain)



Swinton (medium grain)



Hartfield, Mahogany finish

# Timber

## The natural combination of value and beauty

Timber garage doors combine the warmth and beauty of real wood and the very best of Garador garage door engineering. There is nothing to beat natural materials and no matter whether you choose from the Solid cedar or Elizabethan range – a timber door is a sensible choice as well as an aesthetic one and with the right care and attention will last for years to come.

All Garador timber doors are manufactured with the same high degree of craftsmanship to get the best from this natural material. For example, all cedar rails have chamfered edges and boundary joints creating a neat finish. All doors are supplied with a neutralising base stain and ready for on-site finishing.



Limited  
10 year Warranty



Optional brass effect handle




Kingsbury

# Timber

## Solid cedar for timeless appeal

Our tongued and grooved solid cedar garage doors are crafted from the highest quality timber. This traditional method of construction creates a range of classic designs which would enhance the appearance of any home.



Vertical Cedar



Sandhurst

Choose from the range of options to individualise your door

### Window options (for Sandhurst only)


Windows are manufactured from 4 mm safety glass featuring six optional designs:



plain with diagonal leading




plain with Georgian style leading




plain



stippled with diagonal leading



stippled with Georgian style leading



stippled

### Diecast handle options



Brass effect



Chrome effect



White


All timber doors are built around a steel subframe providing structural stability and inherent strength. With initial and regular staining, the door will keep its stunning appearance and last a lifetime.



Chevron Cedar



Barrington



Kingsbury



Barrington

# Timber

## Traditional value of the Elizabethan range

The Elizabethan range of timber doors combines all the traditional qualities of a natural material with the performance you would expect from a modern garage door.



Shaftesbury



Seymour



Wolsey

### Diecast handle options



Brass effect



Chrome effect



White

Add in the great looking, classical designs and you have one of the finest garage door types available. Constructed from beautifully machined solid cedar and fine exterior quality plywood, the Elizabethan door range offers excellent value for money.


The Cavendish, made from high grade, exterior quality plywood, is a cost effective route to the natural look and feel of a real timber door.



Tudor



Bosworth



Cavendish



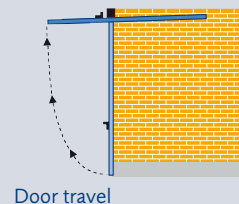
Shaftesbury





## The canopy gear for single up-and-over doors


A single canopy door mechanism is contained within the door frame with no horizontal tracks protruding into the garage space. When opened, the door forms a 'canopy' with roughly one third of the door outside the garage.



Choosing an operating mechanism that's suitable for your garage is as important as choosing the right door panel. This section explains the difference between the two types of Up & Over mechanisms: canopy and retractable. If you need more information, our technical services department are always happy to help.



Anti-drop device to prevent the door from crashing down in the event of a spring or cable failure.



Zinc-coated torsion spring for durability and a clean, finished look.




Cast alloy cable drum.



**BS 13241 Compliant**  
All Garador garage doors comply with the latest European safety standards.



Secure 2-point locking preventing unauthorized entry.



Design handle for safe door operation.



Optional 4-point locking kit for extra peace of mind.

Garador can supply an additional security kit comprising steel locking bar rods and slam-shut latches to increase the number of locking points from two to four.



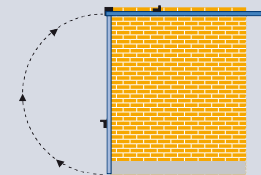
Steel pre-framed available

for your family, your friends and yourself



## The retractable gear for single up-and-over doors

Single retractable doors open along horizontal tracks inside the garage and travel back into the garage space when opened. Retractable mechanisms are ideally suited to automatic operation.



Door travel


When we ask customers, 'excellent safety and security' always comes high on their feature list. We firmly believe that you can't make anything too safe and secure. So we're constantly searching for new ways to improve safety on our doors and give our customers what they deserve. After all, providing a secure environment is the primary job of any garage door.



Multiple spring cassette and pivot arm cover providing trap protection to reduce the risk of injuries.




Secure parking position to prevent the door from uncontrolled closing.



Design handle for safe door operation.



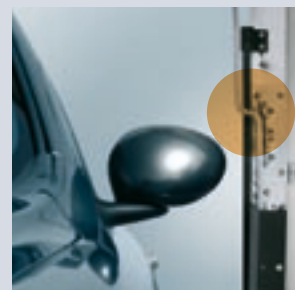
**BS 13241 Compliant**  
All Garador garage doors comply with the latest European safety standards.



Secure locking to prevent from forced entry



Optional 4-point locking kit for extra peace of mind.



Optional Retractable Plus  
Garador offers specially designed lifting arms including bottom spring brackets for narrow openings which allow for maximum use of the clear passage.



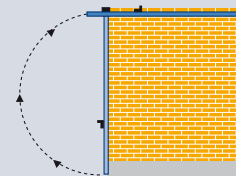
Steel pre-framed available

Garador can supply an additional security kit comprising steel locking bar rods and slam-shut latches to increase the number of locking points from two to four.




## The retractable gear for double up-and-over doors

Double retractable doors open along horizontal tracks inside the garage and travel back into the garage space when opened. Retractable mechanisms are ideally suited to automatic operation.



Door travel


Doubles need the same attention to detail as our single doors, with the need for safety and security just as important as design. It is with this in mind that great care is taken to produce doors as safe and as easy to operate as our single versions



Multiple spring cassette and pivot arm cover providing trap protection to reduce the risk of injuries.



Secure parking position to prevent the door from uncontrolled closing.



Design handle for safe door operation.



**BS 13241 Compliant**  
All Garador garage doors comply with the latest European safety standards.



Secure locking to prevent forced entry



Steel fixing frame available

# Service and Support

## Care of your garage door

A Garador garage door needs only a minimum level of preparation and maintenance to give years of trouble-free service. Below is a guide to how to get the best from your garage door.

### Operation

- For opening the door in manual operation use only the outside handle or inside handle. Never use the pull rope during the opening cycle of the door.
- For closing the door from the outside – the pull rope fixed to the internal handle is only designed to pull the door towards you whilst standing within the entrance of the garage until the door can be pushed down by hand, then using the external handle for final closing.
- For closing the door from the inside – the pull rope already mentioned is designed to be pulled away from you, when facing the front entrance of the garage, until the internal handle is able to be reached, by hand, and used for final closing. The pull rope is not designed to be used for any other part of the operating cycle, or any other purpose. Failure to comply with the above instructions may result in injury to persons or property.
- When the door is operated from either outside or inside, check the area through which the door will travel is clear from people and objects. Failure to do so may result in injury to persons or property.
- When closing, ensure the latches engage properly.
- If the door is power-operated always try to ensure you match the door with a Garador electric operator to ensure full compliance with the Machinery Directive. If another make must be used always consider any compatibility/compliance issues.

### Maintenance

- If in doubt about any of these maintenance procedures below always consult a Garador specialist. Garador Ltd. has a nationwide network of recommended installers who will be able to offer you a regular maintenance service on your garage door. Please call Garador or refer to the Garador website for further details of your nearest for Installer.
- Immediately after the door is fitted and after every 5,000 operations of the door, or at least once a year, oil all pivot points, check screws and clamped connections for tightness, keep the running tracks clean (do not grease them), check parts and replace any worn components where necessary.
- The springs should be replaced after approx. 25,000 operations by an experienced door fitter (see fitting and operation instructions).
- Do not oil the lock cylinder; if it is sticking, only lubricate with graphite dust.
- For canopy doors only, check the cable every 6 months with normal usage (8 operations per day). Have the cables replaced by an expert if any wear is found.

### Cleaning

- The door, and frame if applicable, should be washed with a mild soap-based solution on a regular basis to prevent the build up of dirt, salts and other corrosive substances and help maintain the aesthetic appearance of the product.
- If the door is installed in a seafront location, the door panel and frame should be cleaned in this way at least every two months.
- We also suggest that all other components be brushed down on a regular basis to prevent the build up of dirt and dust etc.

### Locking

- If the key is turned completely, the door is then locked or unlocked; when unlocked it is then possible to open and close the door by turning the handle.
- If the key is turned 1/4 of the way, the door opened and then the key returned to its start position, the door will re-lock when closed.
- By moving the internal locking "snib", it is possible to lock and unlock the door from the inside without using the key.

### Finish – Steel Doors

The coating process applied to the door and chassis is environmentally friendly. Minor scratches or marks are not covered under the conditions of our warranty and should be repaired immediately to prevent corrosion and deterioration of the panel. Corrosive such as acids, alkalines, and salts, etc. should be cleaned from the door immediately; failure to do so will result in deterioration of the finish, which will not be covered under our warranty. If you choose to paint your powder coated door then prepare the surface lightly with wet and dry. Then treat with two coats of a normal commercial paint for external use (cellulose paints must not be used).

### Finish – Timber Doors

Timber doors are supplied poly-wrapped, and the timber panels coated with a neutralising base-stain (except Cavendish, which is supplied untreated). Doors must be stored upright, under cover, with wrapping intact, until wrapping is removed. As soon as the door is unwrapped, one coat of a good quality basecoat primer must be applied to both sides of the door.

Immediately after installation, your timber doors require a further two coats of a good quality exterior wood finish on both sides.

Initial application and periodic treatment should be carried out strictly in accordance with the woodstain manufacturer's instructions. Failure to follow these instructions will result in early deterioration of the timber panel.

### Finish – GRP Doors

GRP door panels should periodically washed down using soapy water. This should be done more frequently if fitted near the sea. Bird droppings will bleach the finish on GRP, and should be removed using soapy water as soon as possible.

GRP doors should not be painted over.

### Paint Finish – Steel Doors

Garador steel doors are a finished product. They do not require re-painting on site. They are however not immune to damage, which can occur at any stage of the handling of the product from factory to site. Minor surface damage can easily be repaired using touch up sprays or sticks without invalidating warranties. For extra peace of mind, order your steel door poly-wrapped at the factory to help prevent damage from occurring prior to installation

## Warranty

Garador products are manufactured to the highest quality standards and leave our factory only after rigorous quality testing. However, if you should have grounds for complaint, this section tells you what our door warranty offers and how to go about making your claim.

In the unlikely event of a warranty claim becoming necessary, please contact the dealer or distributor who originally supplied your garage door. Your dealer should then supply details of the claim, together with a copy of the warranty card provided with the door and proof of purchase to the Warranty Department at Garador Ltd.

To enable your claim under warranty to be processed as quickly as possible, you should provide the following details:

- 1 Your name, address and telephone number
- 2 Original invoice with date of purchase
- 3 Product description/door type and product number
- 4 Description of defect

An assessment of the claim will then be made. This may require Garador to inspect the product in-situ. In the event that there is no legitimate warranty claim under the terms specified herein, you may be liable for the costs of the inspection visit.

We strongly recommend that you take note of the care and usage instructions displayed on the stickers on the back of your garage door, and on the page opposite, and that you follow these instructions throughout.

### Registered Garador Installers

Garador Ltd. has a nationwide network of recommended Registered Garador Installers (RGI) who will be able to offer you a regular maintenance service on your garage door. Please call us on 0800 706670 or refer to the Garador website for further details of your nearest RGI.



### Garador Garage Door Warranty

#### Warranty Period

The purchaser is granted a warranty covering the safe and reliable function of the Garador garage door for a period of 10 years from the date of purchase. The warranty period for replacement parts is 6 months or to the end of the current warranty period, whichever is longer.

In the case of foil-coated timber-effect doors, a warranty of 5 years is granted, for timber and GRP doors a warranty of 2 years is granted on the door panels alone under the terms and conditions specified herein. The door mechanism and steel frame (if applicable) is covered by the 10 year warranty period.

#### Requirements

Warranty claims are only applicable in the country where the garage door was purchased. The product must have been purchased through our authorised distribution channels. The warranty only covers damage to the contract object. The fully completed warranty card together with the receipt of purchase correspondingly dated substantiates your right to claim under the warranty.

### Performance

During the warranty period we undertake to rectify any and all defects to the Garador product which can be proved to be attributed to a material or manufacturing fault. We pledge at our discretion either to exchange the defective merchandise for faultless merchandise, repair it or allow a reduction in price. We do not accept costs for dismantling and installation nor for carriage.

Replaced parts become our property.

The warranty does not cover damage caused through:

- normal wear and tear
- improper installation
- negligent care and maintenance
- improper initial and subsequent operation
- negligent or wanton destruction
- external influences such as fire, water, salts, alkaline solutions, acids, abnormal environmental influences
- mechanical damage through improper transport and fitting
- priming and other surface protection treatments
- incorrect or too late applied surface protection treatments
- repair by non-qualified persons
- using non-Garador parts without the approval of the manufacturer
- removal of the product number or making it unidentifiable

### Electric Operator Warranty

A separate 5 year warranty is granted on our electric operators. This includes operator mechanics, motor and motor control system. A 2 year warranty is granted on radio equipment, accessories and system controls. There is no warranty on consumables (eg fuses, batteries, lamps etc). For further details please contact us on 0800 706670, or through our website on [www.garador.co.uk](http://www.garador.co.uk)

# Extracts from AGDS consumer advice

The following document was designed by the Association of Garage Door Specialists and endorsed by all major UK garage door manufacturers, as a guide for purchasers of domestic garage doors.

## Visual appearance of garage doors

A new garage door can be a significant investment that will transform the appearance of your home. This information is a guide to the quality you can expect.

### The quality check

The quality check should be carried out in natural daylight, not direct sunlight. Stand at a distance of 3 metres from the door to view the overall appearance.

The door is acceptable if, taking into account the facts below, none of the following are readily visible on the face of the door:

- Marks or distortion associated with the manufacturing process
- Minor indentations, marks or scuffs on the surface
- Paint or stain blemishes

## The facts

### Steel doors

- Panel Distortion** The rolling or pressing of steel panels during manufacture will cause distortion in the steel and while every effort is made to keep this to a minimum, inevitably some visible distortion will remain. The application of high gloss paints will make this slight distortion more apparent, especially under certain lighting conditions, such as car headlamps, or bright sunshine.
- Paint Finish** Primed doors – the primer coating is applied as a base coat only and as such requires additional finishing with a good quality exterior paint. Any marks or scratches on the primer coat should be rubbed down and repainted as part of this finishing process.
- Finished doors – the factory application of the paint finish is an automated process and this may result in minor blemishes or slight inconsistencies in the paint, particularly in the area of panel joints.

### Timber doors

- Timber** Timber is a natural product and there will be variations in pattern, colour, shading and grains. No two doors will be the same. Because wood naturally expands and contracts according to environmental conditions, joints will open and close and some minor curvature may occur.
- Finishing** It is vital that timber doors are fully finished as per the manufacturers instructions before exposure to the elements.

### GRP and composite plastic doors

- Mould Marks** GRP doors are individually handcrafted in a mould and are then hand finished. Some minor marks and blemishes will inevitably remain after this process.
- Translucency** When viewed from the inside, it is often possible to see variations in the translucency of the door, particularly around and between areas of relief. Such variations do not detract from the overall strength or build quality of the door.

### All doors

- Colour Match** Pairs of doors should be ordered together to obtain the best colour match, bearing in mind the limitations of the materials used in the construction. Timber garage doors cannot be ordered as matching sets.
- Size Variations** As the size of a door changes in height and/or width, the panel frequency and profile can change, therefore doors of the same style but of different sizes can be significantly different in appearance.
- Clearances** All doors require operating clearances, i.e. the gap between the door panel and the frame opening, these are inbuilt during manufacture and should not be reduced by means of infills, or draughtproofing.
- Deflection** When in the open position, all doors will display a level of vertical deflection or 'sag' across the width of the panel. Individual manufacturers' specifications should be consulted for exact tolerances.



This page is reproduced with the kind permission of the Association of Garage Door Specialists. For further details on the AGDS, go to [www.agds.co.uk](http://www.agds.co.uk).

Since the company's policy is one of continuous improvement of its products, we reserve the right to make any alterations in design, manufacture or price. All business is governed by the company's Standard Conditions and this document does not form any part of any contract with the company and statements contained in it should not be construed as representations or warranties.